

- NOTES:**
1. INSTALLATION SHALL COMPLY WITH ALL APPLICABLE NATIONAL, STATE AND LOCAL ELECTRICAL REGULATIONS.
 2. PLEASE REFER TO PRODUCT MANUALS FOR ADDITIONAL DETAILS PRIOR TO INSTALLATION AND SITE PREPARATION WORK.

THIS DRAWING AND SPECIFICATIONS HEREIN ARE THE PROPERTY OF SCHNEIDER ELECTRIC AND SHALL NOT BE COPIED, REPRODUCED OR USED IN WHOLE OR IN PART, AS THE BASIS FOR THE MANUFACTURE OR SALE OF ITEMS WITHOUT WRITTEN PERMISSION FROM SCHNEIDER ELECTRIC. THIS DRAWING IS BASED UPON LATEST AVAILABLE INFORMATION AND IS SUBJECT TO CHANGE WITHOUT NOTICE.

Schneider Electric

TITLE:
EASY UPS 3M
PARALLEL MAINTENANCE BYPASS PANEL
60-200kW, 3PH, 400V
ISOMETRIC VIEW

DWG NO: E3MBPAR60K200H

REV. 3


DRAWN: JAYAPRAKASH 20-SEP-22

ENGINEER: Compbell Bai 20-SEP-22

APPROVED: Yaping Yang 20-SEP-22

PROJECT: SUBMITTAL DRAWINGS SHEET 1 OF 4

FIRST
ANGLE
PROJECTION



- NOTES:
1. INSTALLATION SHALL COMPLY WITH ALL APPLICABLE NATIONAL, STATE AND LOCAL ELECTRICAL REGULATIONS.
 2. PLEASE REFER TO PRODUCT MANUALS FOR ADDITIONAL DETAILS PRIOR TO INSTALLATION AND SITE PREPARATION WORK.
 3. ALL DIMENSIONS ARE IN MILLIMETERS.
 4. CABLE ENTRY IS THROUGH THE BOTTOM AND OUTGOING THROUGH THE TOP OF UNIT.
 5. FRONT SERVICE ACCESS IS REQUIRED.
 6. NET WEIGHT OF THE UNIT IS 62kg.

THIS DRAWING AND SPECIFICATIONS HEREIN ARE THE PROPERTY OF SCHNEIDER ELECTRIC AND SHALL NOT BE COPIED, REPRODUCED OR USED IN WHOLE OR IN PART, AS THE BASIS FOR THE MANUFACTURE OR SALE OF ITEMS WITHOUT WRITTEN PERMISSION FROM SCHNEIDER ELECTRIC. THIS DRAWING IS BASED UPON LATEST AVAILABLE INFORMATION AND IS SUBJECT TO CHANGE WITHOUT NOTICE.

Schneider Electric

TITLE: EASY UPS 3M
 PARALLEL MAINTENANCE BYPASS PANEL
 60-200kW, 3PH, 400V
 GENERAL ARRANGEMENT

PROJECT: SUBMITTAL DRAWINGS SHEET 2 OF 4

DWG NO: E3MBPAR60K200H

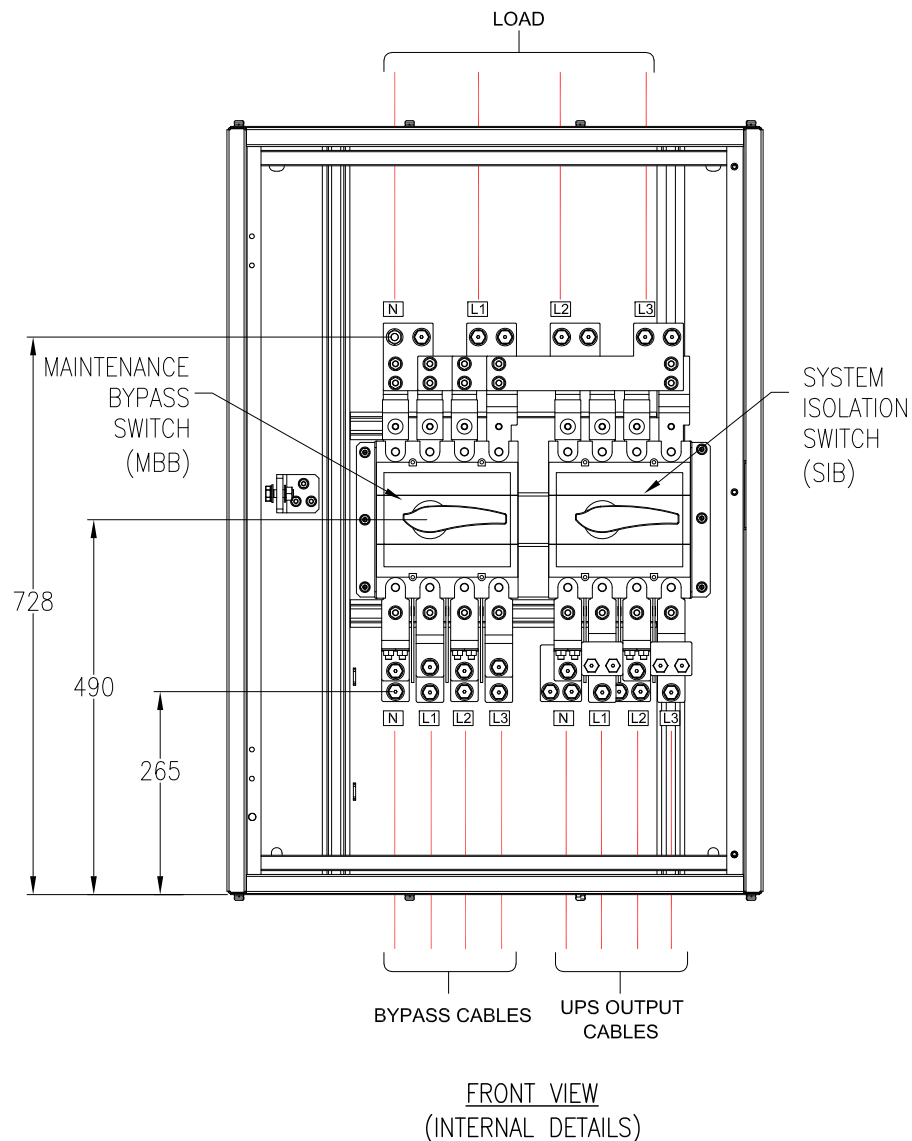
DRAWN: JAYAPRAKASH 20-SEP-22

ENGINEER: Campbell Bai 20-SEP-22

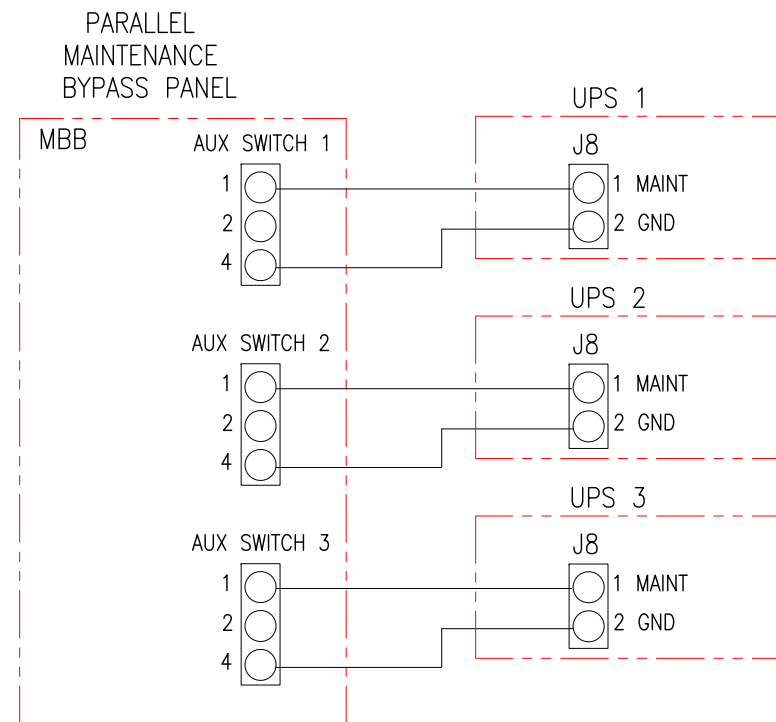
APPROVED: Yaping Yang 20-SEP-22

REV. 2

FIRST
 ANGLE
 PROJECTION



SIGNAL CABLE CONNECTIONS



- NOTES:
1. INSTALLATION SHALL COMPLY WITH ALL APPLICABLE NATIONAL, STATE AND LOCAL ELECTRICAL REGULATIONS.
 2. PLEASE REFER TO PRODUCT MANUALS FOR ADDITIONAL DETAILS PRIOR TO INSTALLATION AND SITE PREPARATION WORK.
 3. ALL DIMENSIONS ARE IN MILLIMETERS.
 4. REFER TO WIRING DIAGRAM FOR CONTROL AND COMMUNICATION INTERFACE DETAILS.

THIS DRAWING AND SPECIFICATIONS HEREIN ARE THE PROPERTY OF SCHNEIDER ELECTRIC AND SHALL NOT BE COPIED, REPRODUCED OR USED IN WHOLE OR IN PART, AS THE BASIS FOR THE MANUFACTURE OR SALE OF ITEMS WITHOUT WRITTEN PERMISSION FROM SCHNEIDER ELECTRIC. THIS DRAWING IS BASED UPON LATEST AVAILABLE INFORMATION AND IS SUBJECT TO CHANGE WITHOUT NOTICE.

Schneider Electric

TITLE: EASY UPS 3M
PARALLEL MAINTENANCE BYPASS PANEL
60-200kW, 3PH, 400V
INTERNAL VIEW AND SIGNAL CABLE CONNECTION

DWG NO: E3MBPAR60K200H

REV. 3

DRAWN: JAYAPRAKASH 20-SEP-22

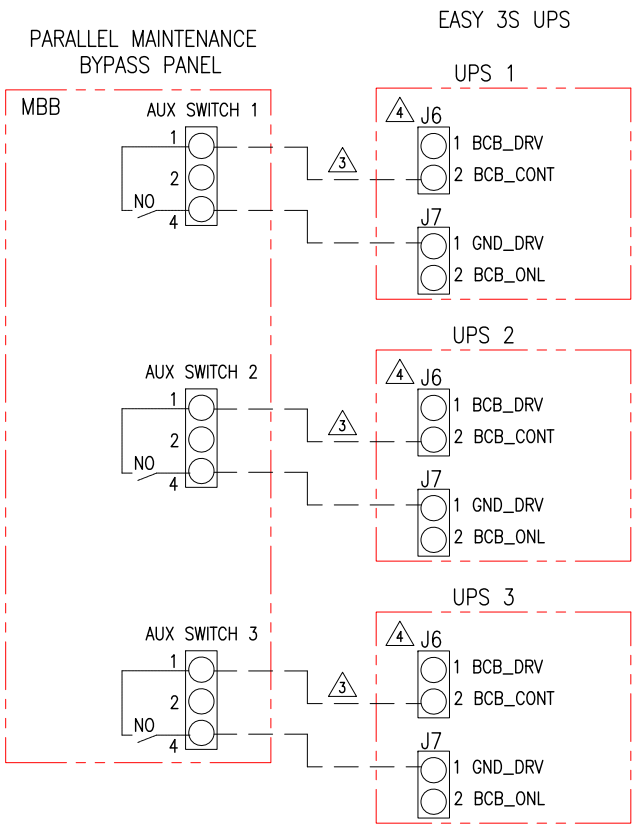
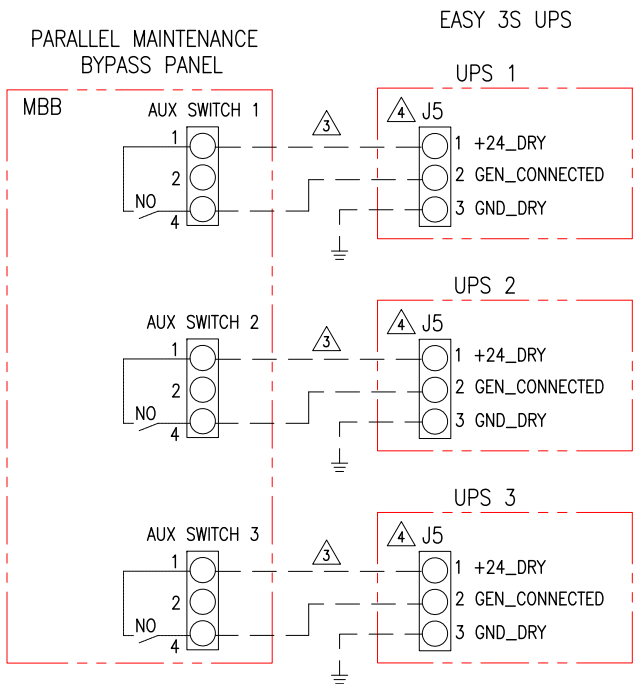
ENGINEER: Compbell Bai 20-SEP-22

APPROVED: Yaping Yang 20-SEP-22

PROJECT: SUBMITTAL DRAWINGS SHEET 3 OF 4

FIRST ANGLE PROJECTION

SIGNAL CABLE CONNECTION DETAILS FOR E3M BYPASS PANEL TO USE WITH EASY 3S PARALLEL UPS
(USE ONE OF THE METHODS SHOWN BELOW)



POSSIBLE ASSOCIATIONS	
EASY UPS 3S	
3:3	3:1
3 x 10kVA	3 x 10kVA
3 x 15kVA	3 x 15kVA
3 x 20kVA	3 x 20kVA
3 x 30kVA	3 x 30kVA
3 x 40kVA	

For 3:1, use N & L1 only; L2 & L3 not used

- NOTES:**
1. INSTALLATION SHALL COMPLY WITH ALL APPLICABLE NATIONAL, STATE AND LOCAL ELECTRICAL REGULATIONS.
 2. PLEASE REFER TO PRODUCT MANUALS FOR ADDITIONAL DETAILS PRIOR TO INSTALLATION AND SITE PREPARATION WORK.
 3. CABLES BETWEEN UPS AND MAINTENANCE BYPASS PANEL ARE PROVIDED BY OTHERS.
 4. THERE IS NO DEDICATED INPUT CONTACT IN EASY 3S UPS FOR MBB. PROGRAMMABLE J5 AND J6 CONTACT TO BE CONFIGURED AS MAIN CB NO.
 5. ROUTE THE SIGNAL CABLES SEPARATELY FROM THE POWER CABLES AND ALSO ROUTE THE CLASS 2/SELV CABLES SEPARATELY FROM THE NON-CLASS 2/NON-SELV CABLES.

THIS DRAWING AND SPECIFICATIONS HEREIN ARE THE PROPERTY OF SCHNEIDER ELECTRIC AND SHALL NOT BE COPIED, REPRODUCED OR USED IN WHOLE OR IN PART, AS THE BASIS FOR THE MANUFACTURE OR SALE OF ITEMS WITHOUT WRITTEN PERMISSION FROM SCHNEIDER ELECTRIC. THIS DRAWING IS BASED UPON LATEST AVAILABLE INFORMATION AND IS SUBJECT TO CHANGE WITHOUT NOTICE.

Schneider Electric

TITLE: EASY UPS 3M
PARALLEL MAINTENANCE BYPASS PANEL
3PH, 400V
CONTROL CONNECTIONS FOR EASY UPS 3S

PROJECT: SUBMITTAL DRAWINGS **SHEET** 4 OF 4

DWG NO: E3MBPAR60K200H

DRAWN: JAYAPRAKASH

ENGINEER: Leon du

APPROVED: HARISH R

REV. 0

FIRST

ANGLE

PROJECTION: